



### **Activities at Home**

**Project: 'Wild and Wonderful'**

**Dear Parents,**

**The activity for week: 2 beginning:15<sup>th</sup> January 2024 is: Lions in the Wild**

---

**The activity we will be covering involves:**


- **Learning all about Lions in the wild, their habitat and interesting facts about lions.**
- **Being imaginative and creative using different tools and resources.**
- **Developing fine and gross motor skills.**
- **Encouraging observational skills and being inquisitive about wild animals and their habitat.**
- **Learning new language and vocabulary.**
- **Sharing and taking turns.**
- **Using talk to explain and talk about ideas and experiences.**
- **Being creative and using their imagination.**

**Our activity includes:**



- **Listening to a story explaining all about lions in the wild and learning some lion facts.**
- **Watching a National Geographic film about lions; African Lion, Amazing Animals.**
- **Making a paper plate lion face using various creative resources.**

- **Playing with small-world lions in a tuff spot tray.**





### Sleeping Lions (Physical Development)





**You will need**  
Whole class; large space; a tambourine; a blanket or piece of material big enough to cover a child.

**What you do**  
Talk about and look at pictures of how wild animals move: - elephant – slow and lumbering swinging his trunk; lions – prowling; snakes – slithering, etc.

Take the children into the Hall and after a warm up session explain that you are going to call out an animal and the children have to move around like it. When you bang the tambourine then the children must stand still. Do this a few times so that the children become familiar with it.

Then, introduce the 'sleeping lion' part – when you bang the tambourine twice the children must lie on the floor and go to sleep. You hide a child under the blanket/material and then shout "wake up". The children have to look around and guess who's under the blanket.





**Extension activity: 'Sleeping Lions'**

---

**You might wish to help your child to explore this topic at home or when you are out and about. Please feel free to approach the teachers for further explanations.**

**Our suggested activities are:**

- Looking at books and listening to stories about lions.
- Making a natural lion habitat in the garden or in a tray using small-world lions and natural resources collected.

**The big question:**

Ask your child:

Would you be scared if you came across a lion in the wild? What would you do?